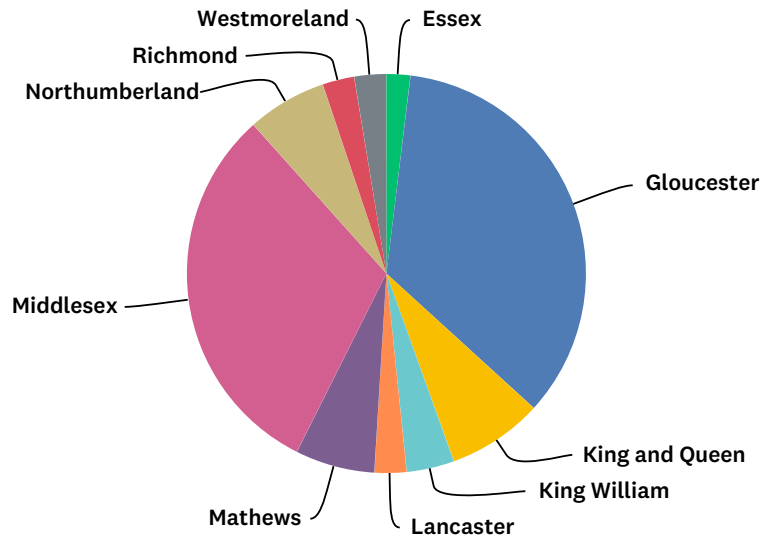


Q1 What county do you live in?

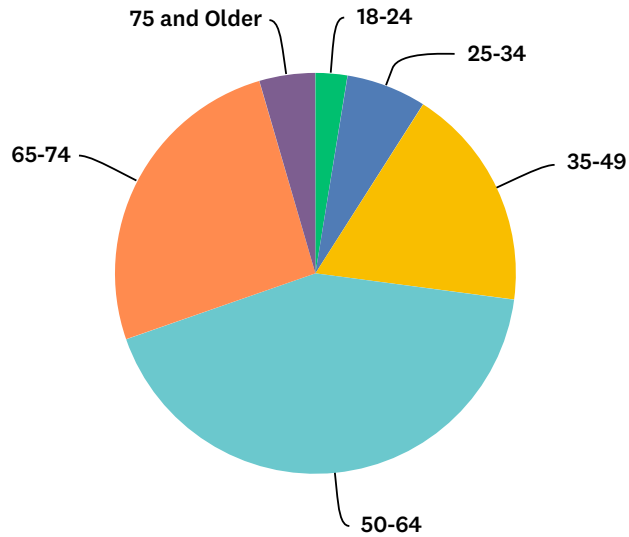
Answered: 155 Skipped: -1



ANSWER CHOICES	RESPONSES	
Essex	1.94%	3
Gloucester	34.84%	54
King and Queen	7.74%	12
King William	3.87%	6
Lancaster	2.58%	4
Mathews	6.45%	10
Middlesex	30.97%	48
Northumberland	6.45%	10
Richmond	2.58%	4
Westmoreland	2.58%	4
TOTAL		155

Q2 What is your age?

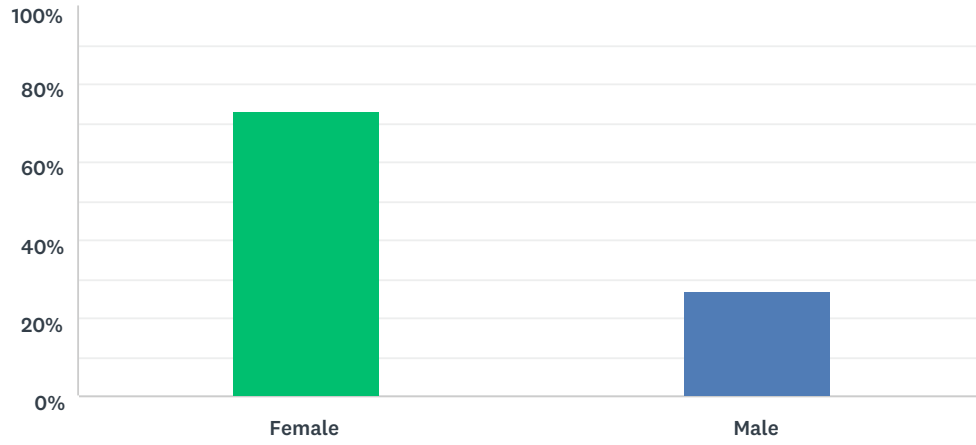
Answered: 155 Skipped: -1



ANSWER CHOICES	RESPONSES	
18-24	2.58%	4
25-34	6.45%	10
35-49	18.06%	28
50-64	42.58%	66
65-74	25.81%	40
75 and Older	4.52%	7
TOTAL		155

Q3 What is your gender?

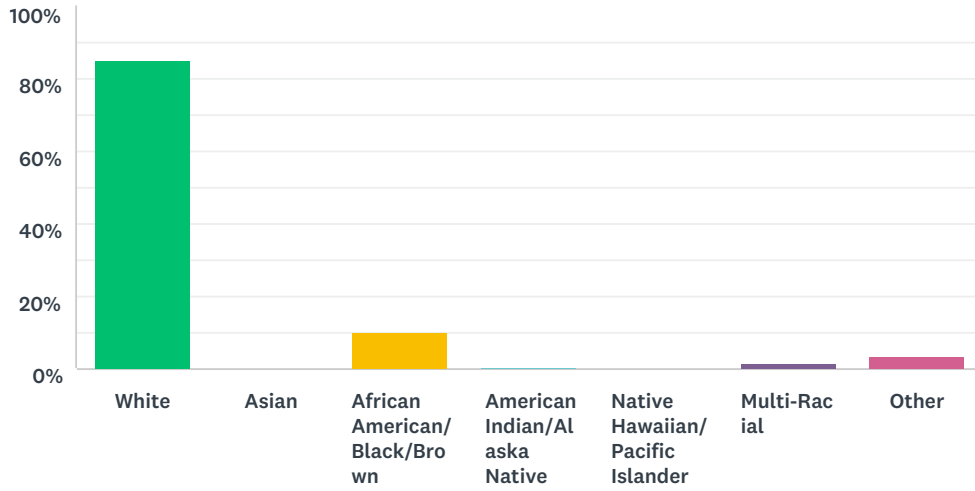
Answered: 155 Skipped: -1



ANSWER CHOICES	RESPONSES	
Female	72.90%	113
Male	27.10%	42
Total Respondents: 155		

Q4 Which race do you identify with? (Choose One)

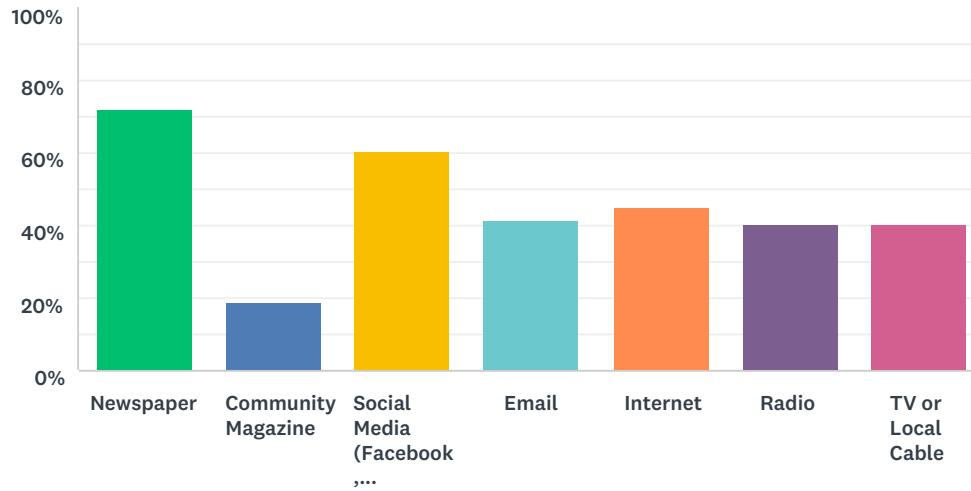
Answered: 152 Skipped: 2



ANSWER CHOICES	RESPONSES	
White	84.87%	129
Asian	0.00%	0
African American/Black/Brown	9.87%	15
American Indian/Alaska Native	0.66%	1
Native Hawaiian/Pacific Islander	0.00%	0
Multi-Racial	1.32%	2
Other	3.29%	5
TOTAL		152

Q5 How do you normally get your news about the community and community events? Check all that apply.

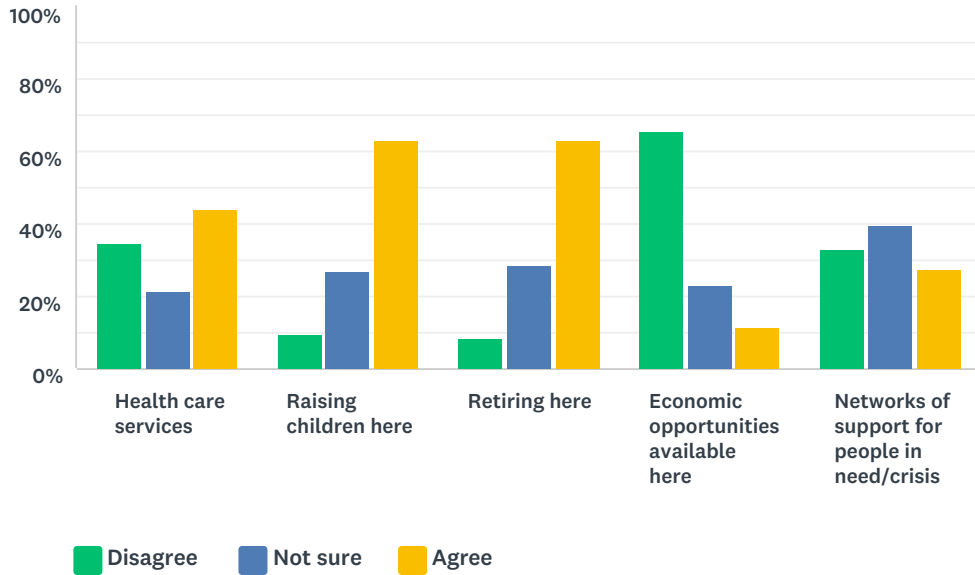
Answered: 154 Skipped: 0



ANSWER CHOICES	RESPONSES	
Newspaper	72.08%	111
Community Magazine	18.83%	29
Social Media (Facebook, Twitter, etc.)	60.39%	93
Email	41.56%	64
Internet	44.81%	69
Radio	40.26%	62
TV or Local Cable	40.26%	62
Total Respondents: 154		

Q6 Choose the ONE BEST response for each. I am satisfied with:

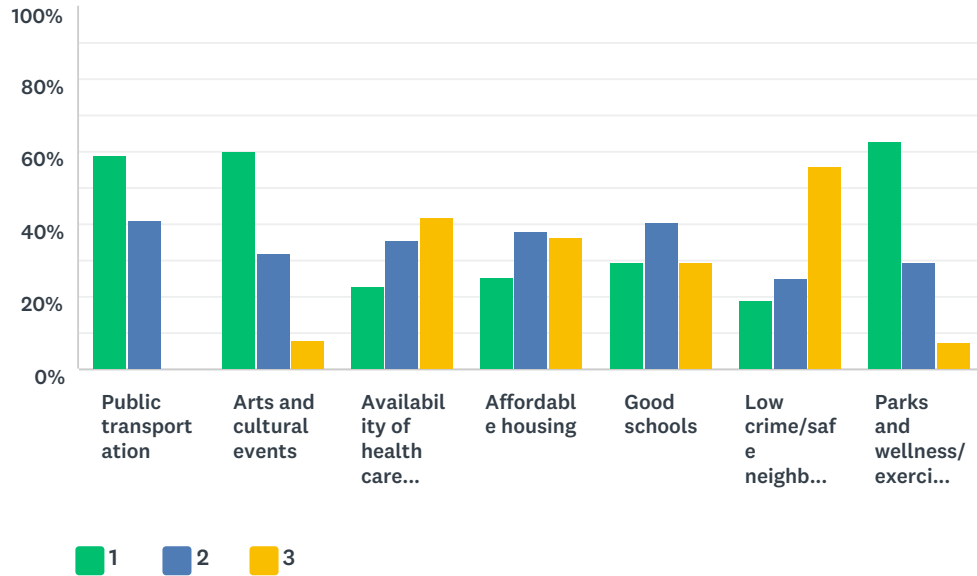
Answered: 146 Skipped: 8



	DISAGREE	NOT SURE	AGREE	TOTAL
Health care services	34.48% 50	21.38% 31	44.14% 64	145
Raising children here	9.72% 14	27.08% 39	63.19% 91	144
Retiring here	8.33% 12	28.47% 41	63.19% 91	144
Economic opportunities available here	65.52% 95	22.76% 33	11.72% 17	145
Networks of support for people in need/crisis	33.10% 48	39.31% 57	27.59% 40	145

Q7 Choose the THREE MOST IMPORTANT factors that you believe contribute to high quality of life in your community with number 3 being the most important to you.

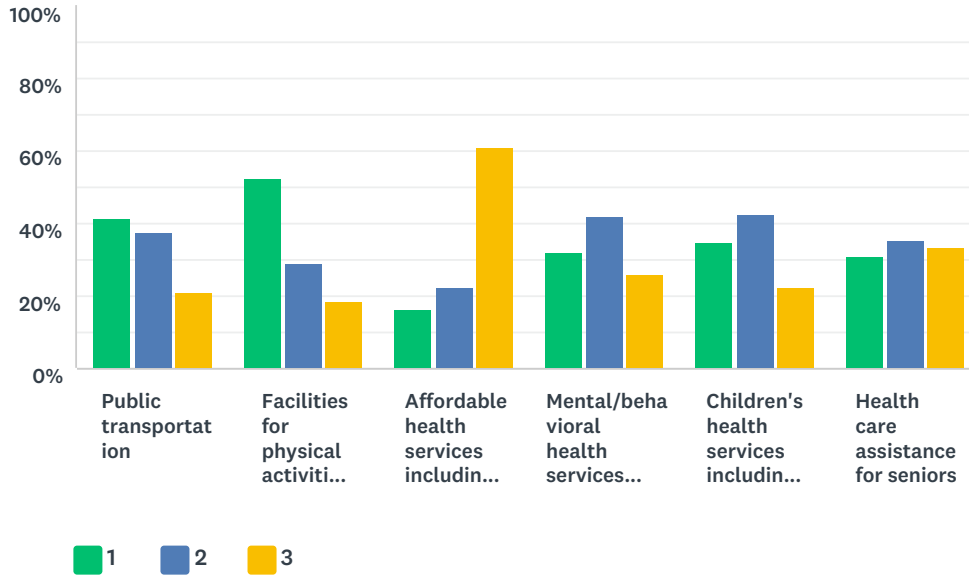
Answered: 147 Skipped: 7



	1	2	3	TOTAL
Public transportation	58.82% 10	41.18% 7	0.00% 0	17
Arts and cultural events	60.00% 15	32.00% 8	8.00% 2	25
Availability of health care services	22.78% 18	35.44% 28	41.77% 33	79
Affordable housing	25.35% 18	38.03% 27	36.62% 26	71
Good schools	29.69% 19	40.63% 26	29.69% 19	64
Low crime/safe neighborhoods	19.23% 20	25.00% 26	55.77% 58	104
Parks and wellness/exercise options	62.96% 34	29.63% 16	7.41% 4	54

Q8 What do you believe are the top 3 health needs in your community with number 3 being the highest need.

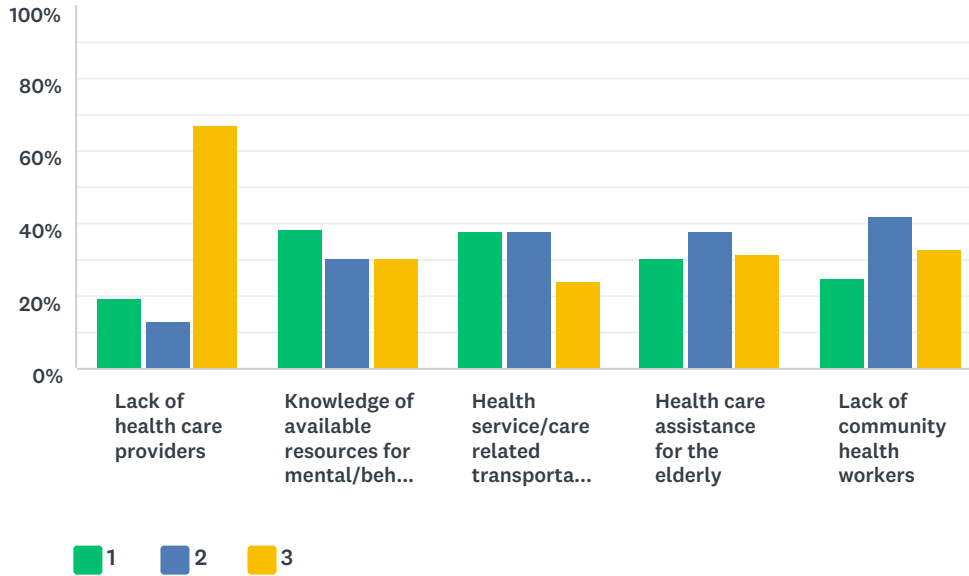
Answered: 134 Skipped: 20



	1	2	3	TOTAL
Public transportation	41.67% 20	37.50% 18	20.83% 10	48
Facilities for physical activities and health education	52.63% 20	28.95% 11	18.42% 7	38
Affordable health services including dental	16.49% 16	22.68% 22	60.82% 59	97
Mental/behavioral health services including substance abuse prevention and treatment	31.88% 22	42.03% 29	26.09% 18	69
Children's health services including dental	35.00% 14	42.50% 17	22.50% 9	40
Health care assistance for seniors	30.95% 26	35.71% 30	33.33% 28	84

Q9 Where do you believe the gaps are in health care in your community? Choose your top 3 with number 3 being the largest gap.

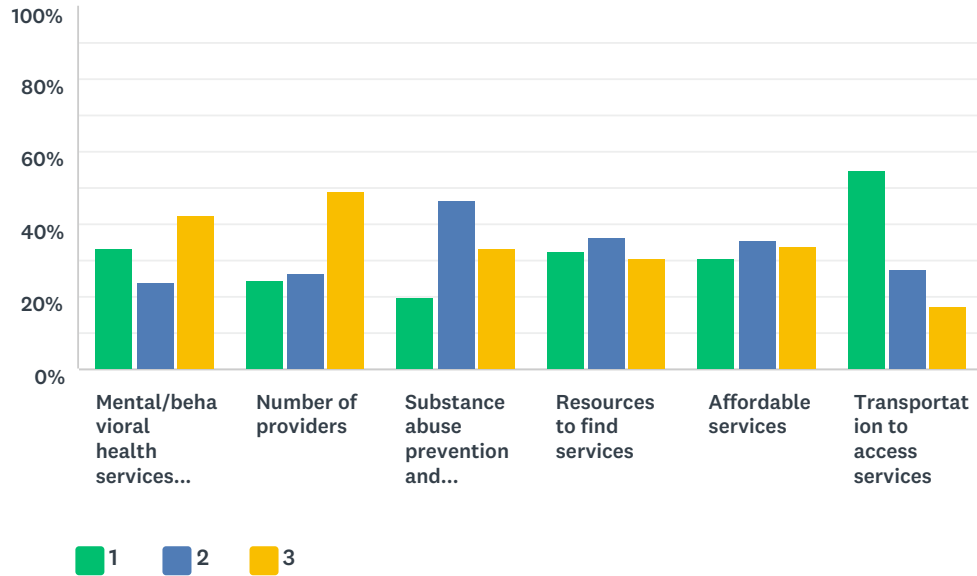
Answered: 130 Skipped: 24



	1	2	3	TOTAL
Lack of health care providers	19.67% 12	13.11% 8	67.21% 41	61
Knowledge of available resources for mental/behavioral health	38.67% 29	30.67% 23	30.67% 23	75
Health service/care related transportation	37.88% 25	37.88% 25	24.24% 16	66
Health care assistance for the elderly	30.49% 25	37.80% 31	31.71% 26	82
Lack of community health workers	25.00% 16	42.19% 27	32.81% 21	64

Q10 In your opinion, where are the service gaps in mental/behavioral health services in your community? Choose your top three with the number 3 being the largest gap.

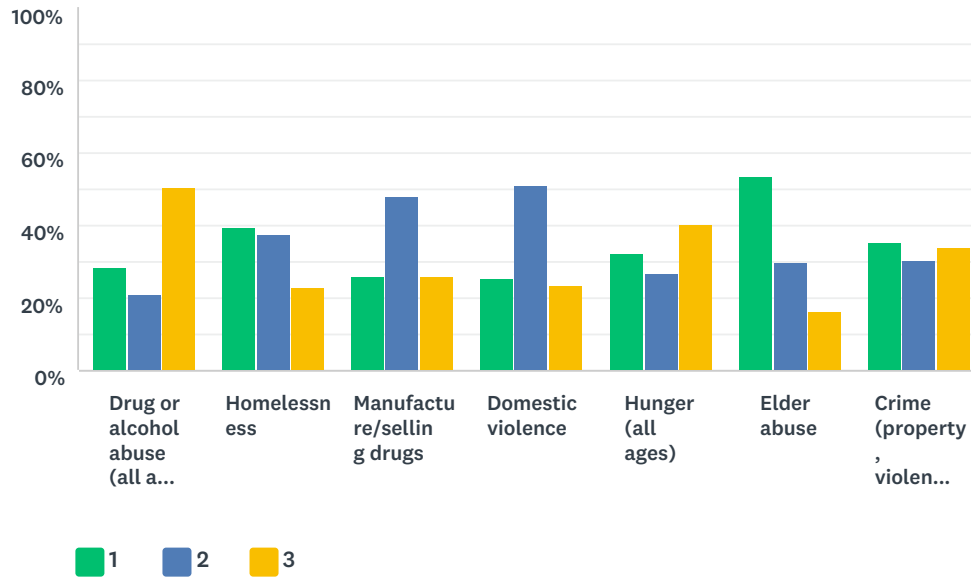
Answered: 130 Skipped: 24



	1	2	3	TOTAL
Mental/behavioral health services (all age groups)	33.33% 22	24.24% 16	42.42% 28	66
Number of providers	24.53% 13	26.42% 14	49.06% 26	53
Substance abuse prevention and treatment	20.00% 12	46.67% 28	33.33% 20	60
Resources to find services	32.65% 16	36.73% 18	30.61% 15	49
Affordable services	30.26% 23	35.53% 27	34.21% 26	76
Transportation to access services	54.90% 28	27.45% 14	17.65% 9	51

Q11 What are the top 3 social issues that are of most concern to you in your community with number 3 as your largest concern.

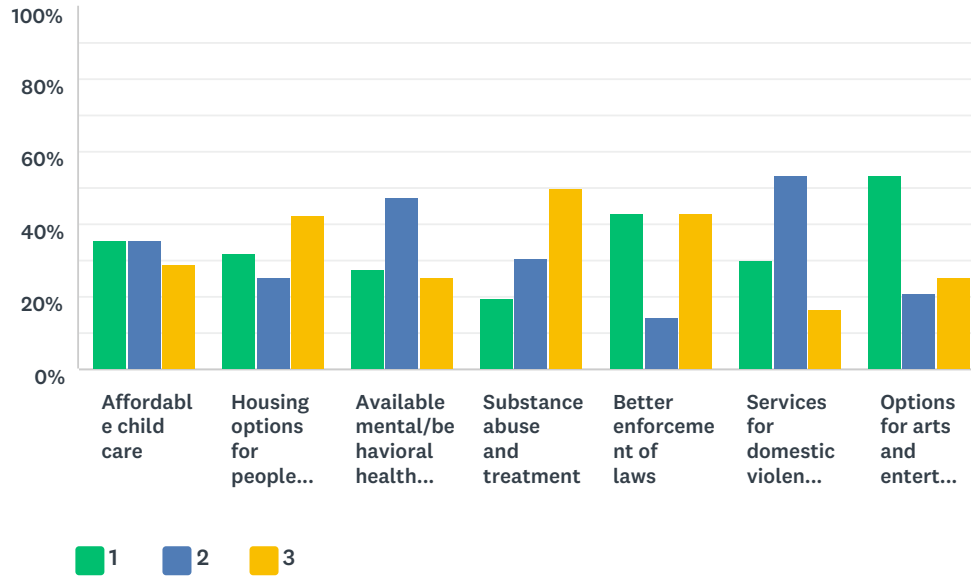
Answered: 131 Skipped: 23



	1	2	3	TOTAL
Drug or alcohol abuse (all age groups)	28.57% 26	20.88% 19	50.55% 46	91
Homelessness	39.58% 19	37.50% 18	22.92% 11	48
Manufacture/selling drugs	26.00% 13	48.00% 24	26.00% 13	50
Domestic violence	25.53% 12	51.06% 24	23.40% 11	47
Hunger (all ages)	32.69% 17	26.92% 14	40.38% 21	52
Elder abuse	53.33% 16	30.00% 9	16.67% 5	30
Crime (property, violent, cyber crime)	35.71% 20	30.36% 17	33.93% 19	56

Q12 What social issues do you believe are not being adequately addressed in your community? Choose your top 3 with number 3 as the least adequately addressed in your community.

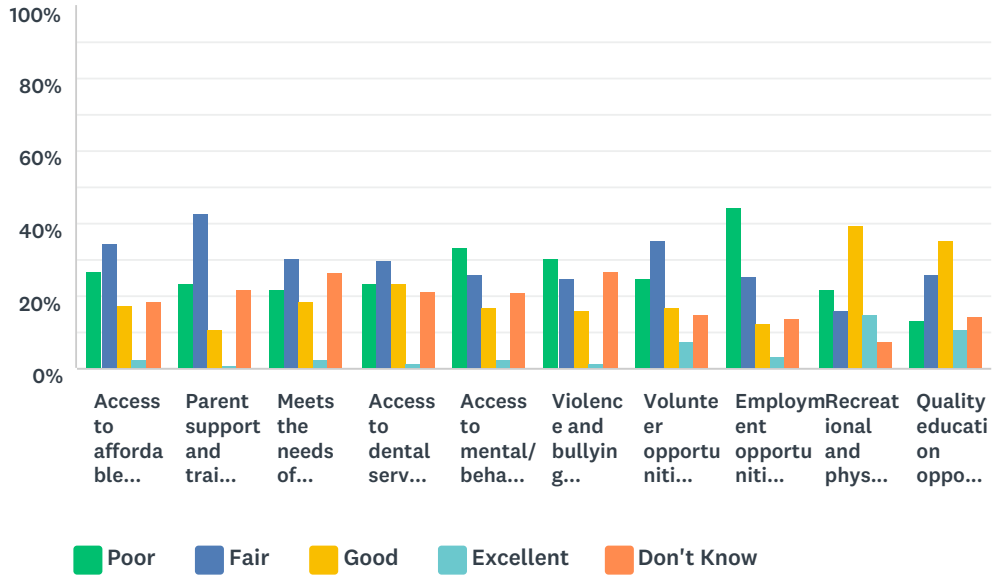
Answered: 129 Skipped: 25



	1	2	3	TOTAL
Affordable child care	35.59% 21	35.59% 21	28.81% 17	59
Housing options for people/families who are homeless	32.05% 25	25.64% 20	42.31% 33	78
Available mental/behavioral health services	27.27% 15	47.27% 26	25.45% 14	55
Substance abuse and treatment	19.35% 12	30.65% 19	50.00% 31	62
Better enforcement of laws	42.86% 12	14.29% 4	42.86% 12	28
Services for domestic violence survivors and their families	30.23% 13	53.49% 23	16.28% 7	43
Options for arts and entertainment	53.49% 23	20.93% 9	25.58% 11	43

Q13 In your opinion, how well does your community generally meet the needs of children and youth? Choose the one best response for each.

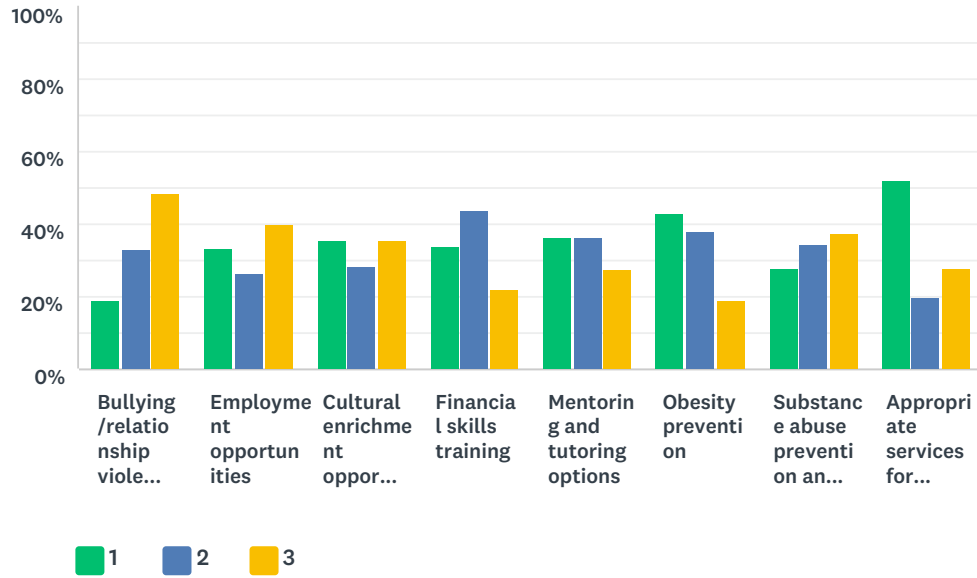
Answered: 123 Skipped: 31



	POOR	FAIR	GOOD	EXCELLENT	DON'T KNOW	TOTAL
Access to affordable child care (0-5 years)	26.89% 32	34.45% 41	17.65% 21	2.52% 3	18.49% 22	119
Parent support and training	23.53% 28	42.86% 51	10.92% 13	0.84% 1	21.85% 26	119
Meets the needs of children with disabilities	22.03% 26	30.51% 36	18.64% 22	2.54% 3	26.27% 31	118
Access to dental services including prevention and education	23.33% 28	30.00% 36	23.33% 28	1.67% 2	21.67% 26	120
Access to mental/behavioral health services	33.61% 40	26.05% 31	16.81% 20	2.52% 3	21.01% 25	119
Violence and bullying prevention	30.25% 36	25.21% 30	15.97% 19	1.68% 2	26.89% 32	119
Volunteer opportunities for youth	25.21% 30	35.29% 42	16.81% 20	7.56% 9	15.13% 18	119
Employment opportunities for youth	44.63% 54	25.62% 31	12.40% 15	3.31% 4	14.05% 17	121
Recreational and physical exercise opportunities for youth	21.85% 26	15.97% 19	39.50% 47	15.13% 18	7.56% 9	119
Quality education opportunities for children (preschool, head start, etc.)	13.45% 16	26.05% 31	35.29% 42	10.92% 13	14.29% 17	119

Q14 What do you believe are the top 3 needs for youth ages 13-18 in your community with number 3 being the largest need in your community for this age group.

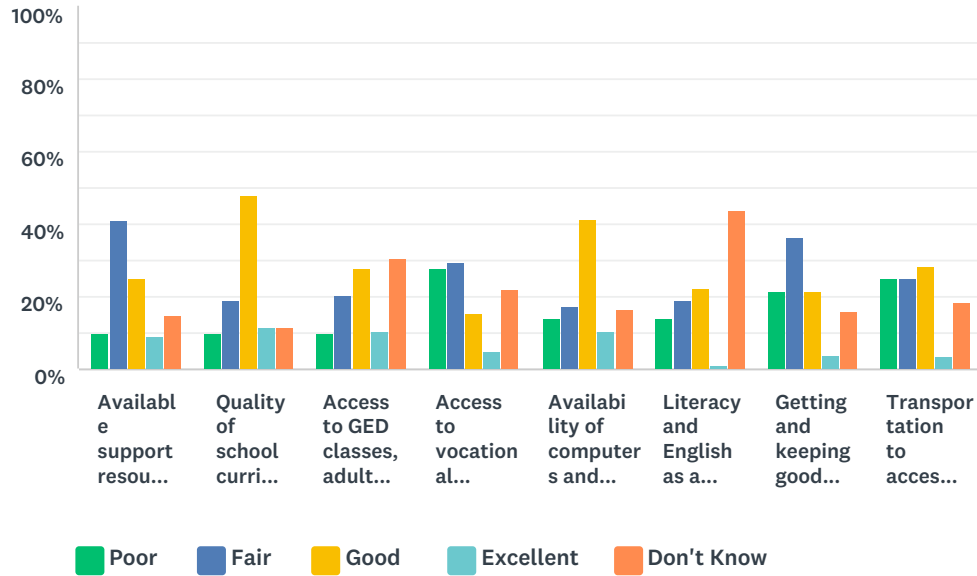
Answered: 122 Skipped: 32



	1	2	3	TOTAL
Bullying/relationship violence prevention and education	18.97% 11	32.76% 19	48.28% 28	58
Employment opportunities	33.33% 20	26.67% 16	40.00% 24	60
Cultural enrichment opportunities	35.71% 10	28.57% 8	35.71% 10	28
Financial skills training	34.00% 17	44.00% 22	22.00% 11	50
Mentoring and tutoring options	36.36% 16	36.36% 16	27.27% 12	44
Obesity prevention	42.86% 9	38.10% 8	19.05% 4	21
Substance abuse prevention and treatment	27.87% 17	34.43% 21	37.70% 23	61
Appropriate services for youth with physical and developmental disabilities	52.00% 13	20.00% 5	28.00% 7	25

Q15 To the best of your knowledge, how would you rate education (for all age groups) in your community? Choose the ONE most appropriate selection for each item.

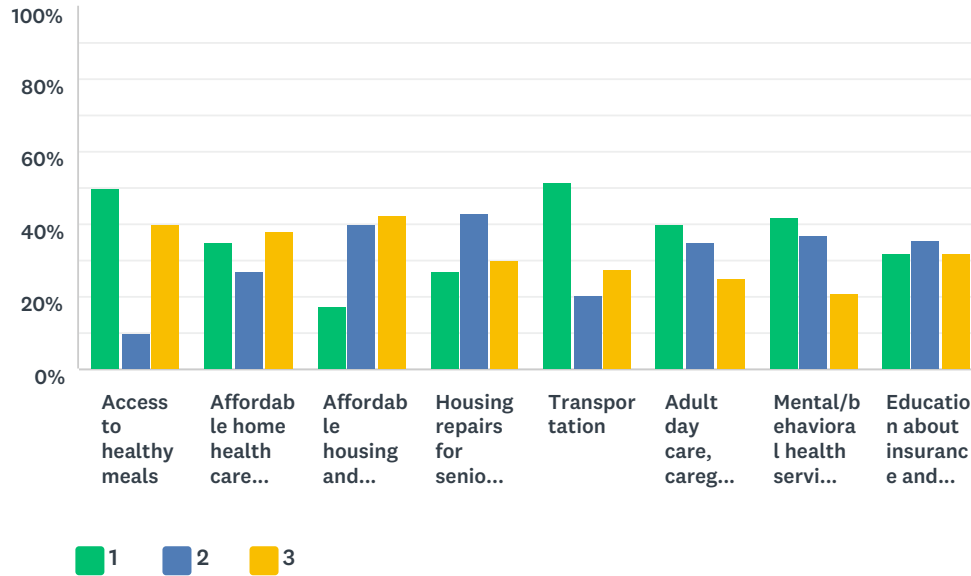
Answered: 122 Skipped: 32



	POOR	FAIR	GOOD	EXCELLENT	DON'T KNOW	TOTAL
Available support resources in the schools (counselors, tutors, mentors, etc.)	10.00% 12	40.83% 49	25.00% 30	9.17% 11	15.00% 18	120
Quality of school curriculum/education	9.92% 12	19.01% 23	47.93% 58	11.57% 14	11.57% 14	121
Access to GED classes, adult education, night school classes	9.92% 12	20.66% 25	28.10% 34	10.74% 13	30.58% 37	121
Access to vocational school (trades/technical)	27.87% 34	29.51% 36	15.57% 19	4.92% 6	22.13% 27	122
Availability of computers and technology	14.05% 17	17.36% 21	41.32% 50	10.74% 13	16.53% 20	121
Literacy and English as a second language programs	14.05% 17	19.01% 23	22.31% 27	0.83% 1	43.80% 53	121
Getting and keeping good teachers	21.67% 26	36.67% 44	21.67% 26	4.17% 5	15.83% 19	120
Transportation to access educational opportunities	25.00% 30	25.00% 30	28.33% 34	3.33% 4	18.33% 22	120

Q16 Where in your community do you believe gaps exist in ensuring seniors can age in place? Choose your top 3 with number 3 being what you consider to be the largest gap in service in your community.

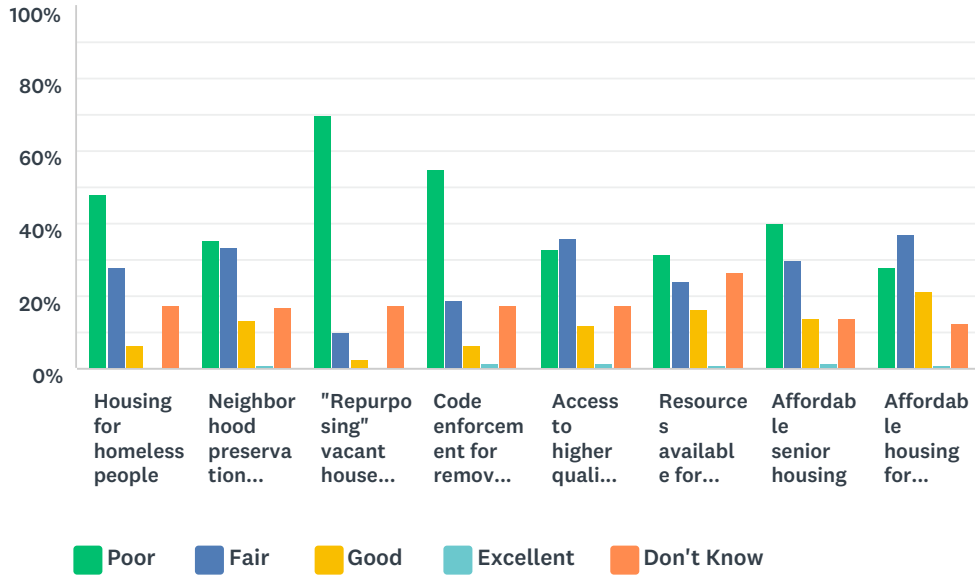
Answered: 123 Skipped: 31



	1	2	3	TOTAL
Access to healthy meals	50.00% 10	10.00% 2	40.00% 8	20
Affordable home health care options including chore services	35.14% 26	27.03% 20	37.84% 28	74
Affordable housing and assisted living options	17.50% 14	40.00% 32	42.50% 34	80
Housing repairs for seniors to live in safe housing conditions	26.98% 17	42.86% 27	30.16% 19	63
Transportation	51.72% 15	20.69% 6	27.59% 8	29
Adult day care, caregiver support or respite services	40.00% 16	35.00% 14	25.00% 10	40
Mental/behavioral health services including substance abuse counseling	42.11% 8	36.84% 7	21.05% 4	19
Education about insurance and health benefits	32.14% 9	35.71% 10	32.14% 9	28

Q17 With regard to housing, rate how well your community is responding to the following statements. Choose your ONE best response for each.

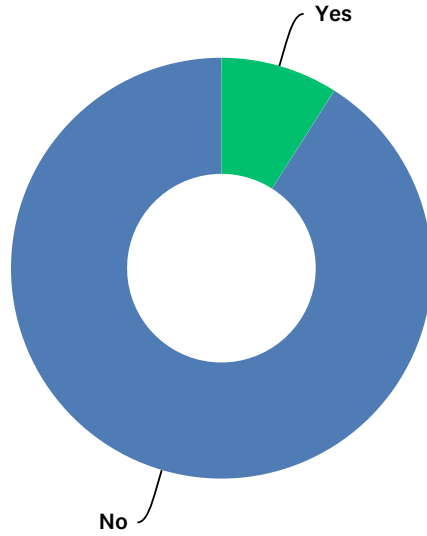
Answered: 122 Skipped: 32



	POOR	FAIR	GOOD	EXCELLENT	DON'T KNOW	TOTAL
Housing for homeless people	47.93% 58	28.10% 34	6.61% 8	0.00% 0	17.36% 21	121
Neighborhood preservation programs (housing rehabilitation/reconstruction)	35.29% 42	33.61% 40	13.45% 16	0.84% 1	16.81% 20	119
"Repurposing" vacant houses/buildings into livable homes	70.00% 84	10.00% 12	2.50% 3	0.00% 0	17.50% 21	120
Code enforcement for removing dilapidated houses/buildings	55.00% 66	19.17% 23	6.67% 8	1.67% 2	17.50% 21	120
Access to higher quality rentals	32.77% 39	36.13% 43	11.76% 14	1.68% 2	17.65% 21	119
Resources available for financing options for homeownership	31.67% 38	24.17% 29	16.67% 20	0.83% 1	26.67% 32	120
Affordable senior housing	40.00% 48	30.00% 36	14.17% 17	1.67% 2	14.17% 17	120
Affordable housing for middle income families	28.10% 34	37.19% 45	21.49% 26	0.83% 1	12.40% 15	121

Q18 Do issues with transportation regularly prevent you from doing what you need or want to do?

Answered: 122 Skipped: 32



ANSWER CHOICES	RESPONSES	
Yes	9.02%	11
No	90.98%	111
TOTAL		122

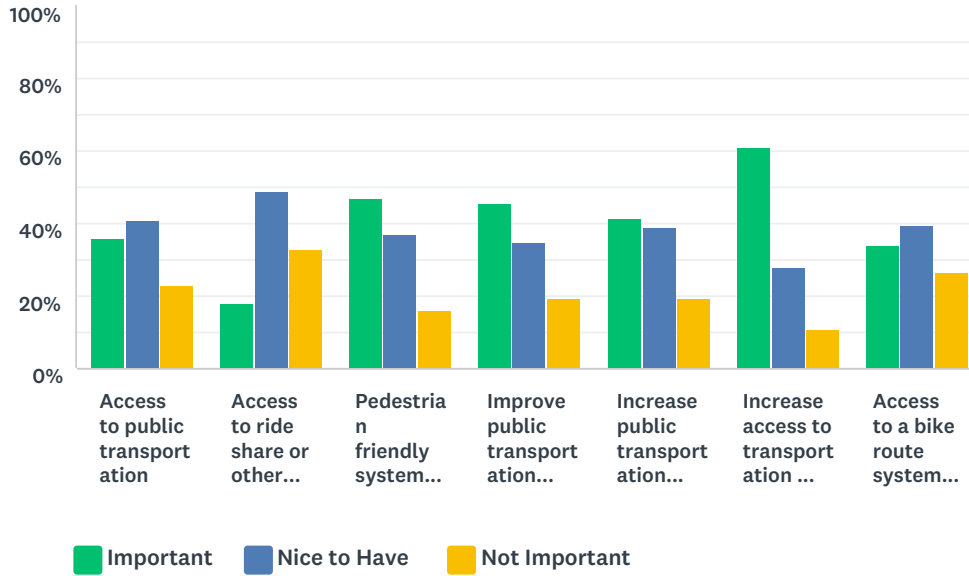
Q19 If you answered YES, please explain the transportation barriers you are experiencing.

Answered: 16 Skipped: 138

#	RESPONSES	DATE
1	I drive but would like to have more regular transportation available ot Richmond or NPN	2/16/2018 4:53 AM
2	Live too far away from doctors/hospitals and cannot get a ride.	2/13/2018 6:29 PM
3	My car blew up and I've been unable to buy another living only on ssi for being disabled	2/13/2018 12:07 AM
4	old car	2/12/2018 8:42 PM
5	My husband is disabled and no longer has a driver's license. Therefore, I have to arrange for myself or my daughter to take him where he needs to go. Would like to have a choice of transportation for him to do things he likes to do while I am at work.	2/12/2018 6:55 PM
6	NA	2/7/2018 3:20 PM
7	Distance and time it takes to travel to stores, doctors, etc.	2/6/2018 3:58 PM
8	n/a	2/6/2018 9:56 AM
9	none; but I do have a disabled aunt who lives in the county and needs to be taken to and from appointments often	2/5/2018 4:01 PM
10	no real public transportation in the area bay transit is very limited need late evening transportation	2/5/2018 12:39 PM
11	I recently was not able to drive for a year, and had to rely solely on family and friends. Bay Transit stated I would have to meet them at specific locations and they had set drop offs at specific locations and times and were not able to vary. I've been told by numerous clients and KQ citizens that Bay Transit will not serve the area in which they live, rendering them basically useless. They travel Rt. 33 and Rt. 360 only.	2/5/2018 12:28 PM
12	Too much dangerous traffic along US 17 between north & south Gloucester County, high accident potential plus heavy rush hour traffic, distracted and DUI drivers Unfair tolls at Coleman Bridge that penalize Middle Peninsula residents who frequently cross bridge for work & leisure	1/31/2018 3:55 PM
13	N/A	1/30/2018 4:31 PM
14	no public transportation on weekends	1/30/2018 2:47 PM
15	lack of	1/30/2018 9:38 AM
16	I don't have issues with transportation but most the clients I serve do. It is a major problem in this area.	1/29/2018 3:38 PM

Q20 As it relates to transportation, what is most important to you? Choose your BEST response for each statement.

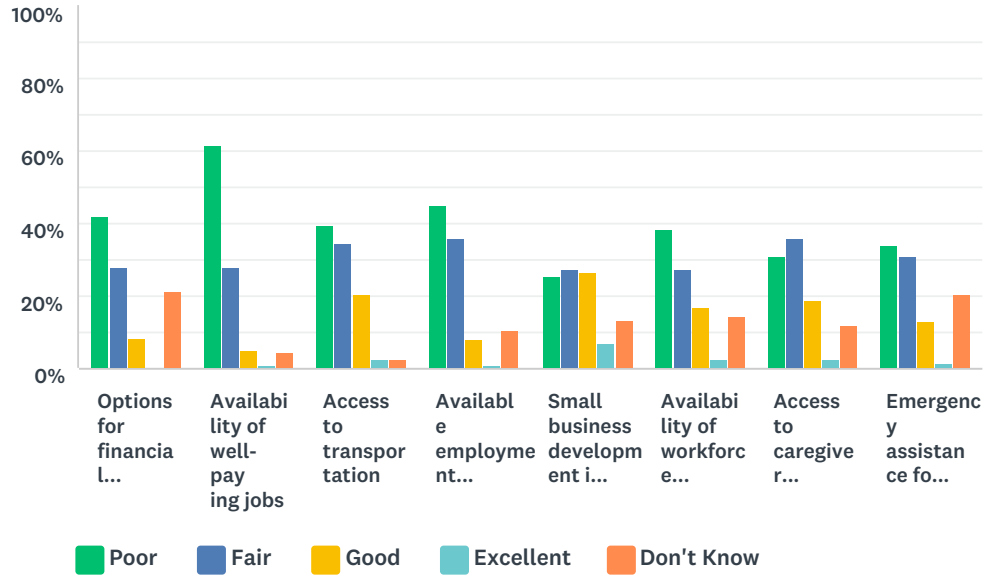
Answered: 120 Skipped: 34



	IMPORTANT	NICE TO HAVE	NOT IMPORTANT	TOTAL
Access to public transportation	35.90% 42	41.03% 48	23.08% 27	117
Access to ride share or other carpooling service	18.10% 21	49.14% 57	32.76% 38	116
Pedestrian friendly system to make areas more safely walkable	47.01% 55	36.75% 43	16.24% 19	117
Improve public transportation routes	45.30% 53	35.04% 41	19.66% 23	117
Increase public transportation hours/days	41.53% 49	38.98% 46	19.49% 23	118
Increase access to transportation for people with disabilities and special needs	61.02% 72	27.97% 33	11.02% 13	118
Access to a bike route system as another transportation option	34.19% 40	39.32% 46	26.50% 31	117

Q21 How well do you believe your community addresses economic security. Choose your ONE best response for each statement.

Answered: 117 Skipped: 37



	POOR	FAIR	GOOD	EXCELLENT	DON'T KNOW	TOTAL
Options for financial education/budgeting classes/credit counseling	41.88% 49	28.21% 33	8.55% 10	0.00% 0	21.37% 25	117
Availability of well-paying jobs	61.54% 72	28.21% 33	5.13% 6	0.85% 1	4.27% 5	117
Access to transportation	39.66% 46	34.48% 40	20.69% 24	2.59% 3	2.59% 3	116
Available employment opportunities for older adults	44.83% 52	36.21% 42	7.76% 9	0.86% 1	10.34% 12	116
Small business development is encouraged	25.64% 30	27.35% 32	26.50% 31	6.84% 8	13.68% 16	117
Availability of workforce development/vocational/technical training to increase job skills	38.46% 45	27.35% 32	17.09% 20	2.56% 3	14.53% 17	117
Access to caregiver services/adult day care/home care	30.77% 36	35.90% 42	18.80% 22	2.56% 3	11.97% 14	117
Emergency assistance for good, rent, utilities	34.19% 40	30.77% 36	12.82% 15	1.71% 2	20.51% 24	117

Q22 Thank you for sharing your time and knowledge with us! Your responses are critical to forming plans of action for delivering appropriate services in your community. Do you have additional comments you would like to add?

Answered: 36 Skipped: 118

#	RESPONSES	DATE
1	Northumberland County although one of the richest is lacking in many areas.	2/16/2018 11:59 AM
2	I do not have much confidence that any programs will be developed around my concerns. The Agency on Aging appears to be more aimed at the frail elderly (which is laudable) but there also appears that there is little effort to move from a 1970 style of community action. Hopefully this survey will encourage community services to listen to person's needs rather than decide what they want	2/16/2018 4:59 AM
3	Take bullying seriously, before Gloucester or Mathews becomes the NEXT columbine, Florida, VT... The threats, the calls, the BULLIES are just the tip of the DISASTER... DRUGS violence and crime are right here in our neighborhoods not just across the water or in the hood anymore...take the blinders off and WAKE UP...stop it before it happens!	2/16/2018 1:06 AM
4	I think you've covered it well in the questions asked!	2/13/2018 10:26 AM
5	no	2/13/2018 10:03 AM
6	Without a place to go for information, it's hard to answer a lot of these questions. I've lived here over 3 years and still know nothing about the county!	2/13/2018 9:49 AM
7	Some of the questions didn't allow for comments and others did. There are work opportunities available but I have experienced a number of people don't want to work because they can get more money from number of children, food debit cards and health care. Why have any responsibility to work when you are handed everything and awarded for having more children who grow up I. This type of "entitlement" attitude.	2/13/2018 7:54 AM
8	I need help fixing my .36 yr old mobile home . Mold .holes in floors. Window replacements. Door replacement. Etc etc. Plumbing .all faucets broken	2/13/2018 12:09 AM
9	Middlesex County needs to look to grow economically so that young people will stay and so that jobs and pay for jobs grows and keeps up with the rest of VA. The good old boy system, the haves and have not system and the plantation mindedness of the wealthier old families needs to be abolished in order for this county to grow. The county needs to look to the future and to keep up with the times. This includes growth in business, better paying jobs and better education and healthcare choices. We need to stop living in the past and to get young people involved in growth and opportunities with equal access to all.	2/12/2018 10:37 PM
10	Thank you for caring and trying to make Middlesex a better place to live.	2/12/2018 10:23 PM
11	Run the trolley in Urbanna more	2/12/2018 9:58 PM
12	No thank you!	2/12/2018 6:56 PM
13	In considering delivery indicated by this survey, more actual programs or services are encouraged, if possible, rather than I & R or education.	2/10/2018 6:58 PM
14	no	2/9/2018 10:00 AM
15	Bay Aging does a great job of addressing needs in our community. However, they aren't able to meet these needs alone. Partnerships are critical to services.	2/8/2018 4:29 PM
16	Appreciate all that Bay Aging does for the community and places like Hands and the Cryer Center	2/8/2018 9:57 AM
17	There is a growing drug problem in the Middle Peninsula and Northern Neck. There needs to be some attention paid to that from someone.	2/7/2018 3:48 PM
18	No	2/7/2018 12:57 PM

2018 Community Survey

19	None at this time.	2/6/2018 5:33 PM
20	Many of our challenges can be minimized with self-sustaining wage jobs in the rural area.	2/6/2018 3:45 PM
21	no	2/6/2018 9:57 AM
22	King and Queen is a rural county that is extremely long. Services need to be available in both ends as transportation is a terrible issue. I find the clients we see in KQ, that miss their appts state is it because they were unable to get a ride. Reliable public transportation is greatly needed, Bay Transit isn't providing adequate services to the majority of the county.	2/5/2018 12:32 PM
23	As I will be approaching 60 in a few years I hope there are some changes made to keep the quality of life I'm used to.	2/1/2018 3:51 PM
24	My guess is this survey is meant to illustrate a need for some service offered by Bay Aging. If that's the case I hope the full results are accessible to the public and not cherry picked by a presenter pitching a specific specific service.	1/31/2018 11:34 PM
25	No	1/31/2018 7:42 PM
26	The HUD 202 Elderly Housing funding needs to be restored. This is by far one of the most practical, long lasting, wise uses of taxpayer funds that has ever been appropriated by Congress.	1/31/2018 5:11 PM
27	Under law enforcement. Traffic control of Route 17 from the Coleman Bridge to the Courthouse is desperately needed. High speed and red light compliance should be enforced..	1/31/2018 4:48 PM
28	more inter-faith & diversity initiatives would be beneficial for the entire community; break down tribal barriers & open opportunities for all residents to come together	1/31/2018 3:57 PM
29	The facility (Daffadill Gardens) is to provide lower income housing to our seniors. The exterior of the facilities is not maintained and is very frustrating to our seniors in the community. The landscaping is poorly taken care of in the summer, fall, spring and winter. This is just poor mismanagement. This could be easily corrected by firing the company providing services. Many companies are available that provide a much better product. Mowing lawn, pulling weeds, shoveling snow is not difficult but apparently needs to be taught to some.	1/31/2018 3:29 PM
30	I have more that I could get into but would be better as a face to face.	1/31/2018 3:24 PM
31	Even though I have been in Gloucester for many years I am not well versed on most of the services available you listed	1/31/2018 3:14 PM
32	The only problem with the survey is that implies housing is a homeless issue primarily. It is the quality safety and condition of existing housing for low income families that is the major problem	1/31/2018 5:38 AM
33	n/A	1/30/2018 4:32 PM
34	I would like to stay on your email list.	1/30/2018 2:39 PM
35	We are seniors in good health with good insurance. Our children were grown when we moved here so we have never had the need for many of these services... it is difficult to rate many of them properly	1/29/2018 6:38 PM
36	Transportation for those who need a public response is not flexible enough to help many.	1/29/2018 5:47 PM